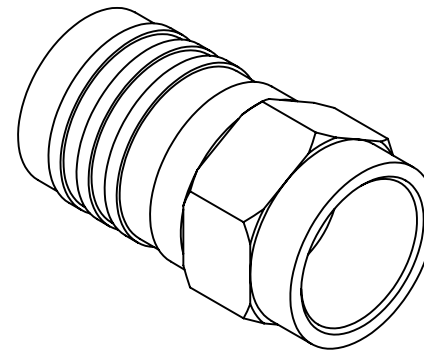
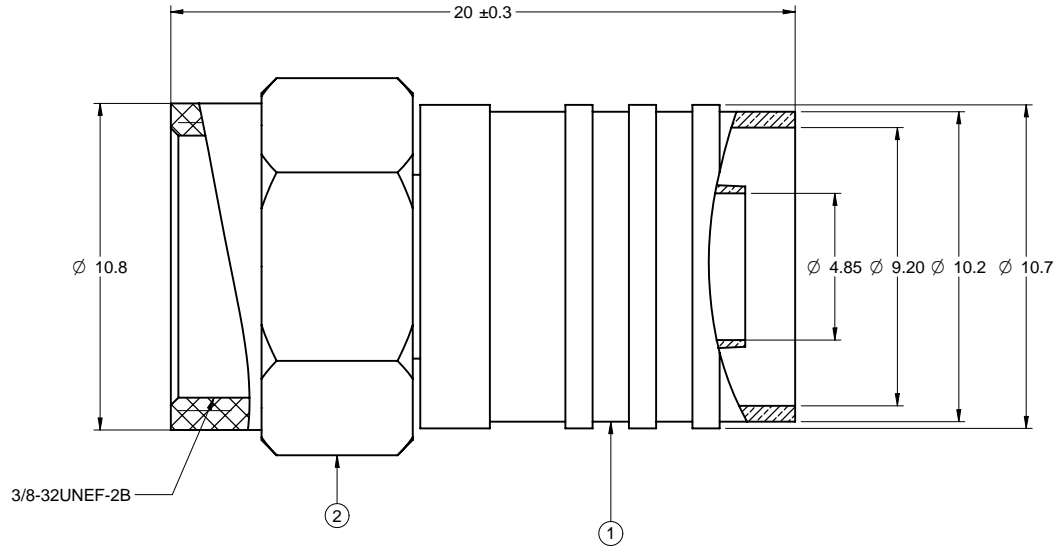
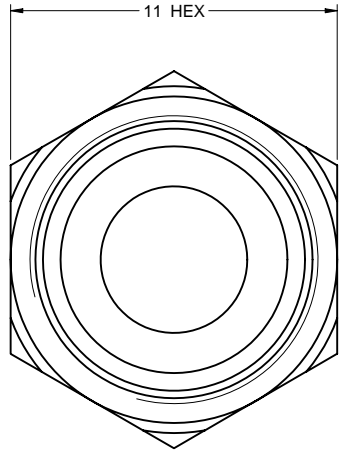


PART NUMBER	ITEM ① BODY	ITEM ② NUT
25-7034	BRASS NICKEL PLATED	ZINC NICKEL PLATED

DRAWING NO.
25-7034

REVISIONS					
RELEASE FOR QUOTATION					
A	10-30-05	W	W	T	
CHANGE NUT MATERIAL TO ZINC, ADD DIAMETER 10.7&9.2					
B	08-10-06	W	W	T	
ADD NOTES 4 & 5					
C	10-31-06	Y	U	L	T



NOTES:

- ELECTRICAL SPECIFICATIONS**
 IMPEDANCE: 75 OHMS NOMINAL
 FREQUENCY RANGE: 0-750 MHZ
 WORKING VOLTAGE: 500 VRMS MAX AT SEA LEVEL
 DIELECTRIC WITHSTANDING VOLTAGE: 1500 VRMS MAX AT SEA LEVEL
 INSULATION RESISTANCE: 5000 MEGOHMS MINIMUM
- MECHANICAL SPECIFICATIONS**
 DURABILITY: 100 CYCLES
 CABLE RETENTION: 20 LBS
 CABLE ACCEPTABILITY: RG-6 QUAD SHIELD CABLE
- ENVIRONMENTAL SPECIFICATIONS**
 RECOMMENDED TEMPERATURE RANGE: -55 °C TO +85°C
 MOISTURE RESISTANCE: MIL-STD-202
- PRODUCT SHOULD BE RoHS COMPLIANCE
- PACKAGING REQUIREMENT FOLLOWS ENGINEERING DOCUMENT P/N 836-40200001XX.

THIS DRAWING TO BE INTERPRETED
PER ANSI Y 14.5M - 1994

COMPANY CONFIDENTIAL

TOLERANCE UNLESS OTHERWISE SPECIFIED		DRAWN BY	DATE
DECIMALS	mm	BETTY.YU	10-30-06
X	+ 0.5	CHECKED BY	DATE
X.X	+ 0.2	LINDA.WU	10-30-06
X.XX	+ 0.1	APPROVED BY	DATE
ANGLES	+ 0.5°	THOMAS	10-30-06
	U/M	mm	

EMERSON
Network Power

Connectivity Solutions

TITLE
F-56ALS RG-6 QUAD SHIELD

THIS DRAWING WAS PRODUCED BY COMPUTER, DO NOT SCALE DRAWING OR UPDATE MANUALLY.		SHEET	DRAWING NO.	SIZE
		1 OF 1	25-7034	C